



Mobility Engineering (Cheshire) Ltd

Materials Handling – Conveyor Systems Design & Manufacture

Warrington Lane
Lymm
Cheshire
WA13 0SW


Web: www.mobilityengineering.co.uk
Email : sales@mobilityengineering.co.uk

Tel: 01925 755923 Fax: 01925 757721



Mobility Engineering (Cheshire) Ltd

CHAIN CONVEYORS

Chain Conveyors are predominantly used for either very heavy loads, very wide and awkward loads, or where the base is not suitable (not flat or firm - product/pallet/stillages may have feet underneath) to be handled on rollers.



Chain conveyors are, in their simplest form, chains that sit and run within guides that carry the load.



Instances where chain conveyor are used include: Automotive handling (where clients are moving large and awkward automotive parts, car bodies, chassis, trucks, etc.), Industrial (radiators and other products which are particularly wide or heavy).